








UGMII

All Usability in One



-  Slim & Lightweight
-  One Click-lock
-  Curve Design
-  Cube Screen
-  Flexible Installation
-  ABS Technology



FEATURES

- Convenient click-lock design for effortless installation
- Fearless of any collision with anti-scratch masks and corner protection
- Customized design allowing for various creative installation styles
- Slimmer, supreme minimalist design to save more space

APPLICATIONS



SPECIFICATIONS

Parameter	Value				
Model	UGMII2.6	UGMII2	UGMII3	UGMII03	UGMII04
Pixel Pitch	2.6 mm	2.9 mm	3.9 mm	3.9 mm	4.8 mm
Environment	Indoor	Indoor	Indoor	Outdoor	Outdoor
LED Type	3-in-1 Black SMD	3-in-1 Black SMD	3-in-1 Black SMD	3-in-1 SMD	3-in-1 SMD
Brightness	800-1,000 cd/m ²	800-1,000 cd/m ²	800-1,000 cd/m ²	4,000 cd/m ²	3,500 cd/m ²
Pixel Density	147,456 Pixel/m ²	112,896 Pixel/m ²	65,536 Pixel/m ²	65,536 Pixel/m ²	43,264 Pixel/m ²
Module Size (W×H)	250mm × 250mm	250mm × 250mm	250mm × 250mm	250mm × 250mm	250mm × 250mm
Panel Size (W×H×D)	500 mm x 500 mm x 63 mm	500 mm x 500 mm x 63 mm	500 mm x 500 mm x 63 mm	500 mm x 500 mm x 64 mm	500 mm x 500 mm x 64 mm
			500 mm x 1,000 mm x 63 mm	500 mm x 1,000 mm x 64 mm	500 mm x 1,000 mm x 64 mm
Panel Resolution	192×192 dots	168×168 dots	128×128 dots	128×128 dots	104×104 dots
			128×256 dots	128×256 dots	104×208 dots
Panel Weight	6 kg	5.9 kg	5.8 kg / 10.5 kg	6.4 kg / 11.4 kg	6.4 kg / 11.4 kg
Material	Die-cast Aluminum	Die-cast Aluminum	Die-cast Aluminum	Die-cast Aluminum	Die-cast Aluminum
Ingress Protection	IP 30	IP 30	IP 30	IP 65	IP 65
Operating Temperature/ Humidity	-10°C to 45°C/10% - 80% RH	-10°C to 45°C/10% - 80% RH	-10°C to 45°C/10% - 80% RH	-20°C to 50°C/10% - 90% RH	-20°C to 50°C/10% - 90% RH
Maintenance	Rear	Rear	Rear	Rear	Rear
Curve (Convex-Concave)	-10°to 10°(optional)	-10°to 10°(optional)	-10°to 10°(optional)	-10°to 10°(optional)	-10°to 10°(optional)
Viewing Angle (H/V)	140°/120°	140°/120°	140°/120°	140°/120°	140°/120°
Contrast Ratio	3,000:1	3,000:1	3,000:1	3,000:1	3,000:1
Input Power/Panel (Max.)	120 W / 240 W	120 W / 240 W	120 W / 240 W	150 W / 300 W	150 W / 300 W
Input Power/Panel (Ave.)	40 W / 80 W	40 W / 80 W	40 W / 80 W	50 W / 100 W	50 W / 100 W
Refresh Rate	3,840 Hz	3,840 Hz	3,840 Hz	3,840 Hz	3,840 Hz
Input Voltage	200 - 240 VAC	200 - 240 VAC	200 - 240 VAC	200 - 240 VAC	200 - 240 VAC
Input Power Frequency	50 - 60 Hz	50 - 60 Hz	50 - 60 Hz	50 - 60 Hz	50 - 60 Hz
Standard Mounting Configuration	Hanging, Stacking	Hanging, Stacking	Hanging, Stacking	Hanging, Stacking	Hanging, Stacking

DIMENSIONS

